



SDGs REPORT
2021
(Sustainable Development Goals)

THE WORLD'S SUSTAINABLE CHEMICAL COMPANY
Integrated Oxides and Derivatives | Combined PET | Fibers

Applying SDGs IMM to Sustainability Report
28 Oct 2022

Indorama Ventures Plc. – IVL

[Click](#)


\$14.8 Billion
 Revenue


26,000+
 People


6
 Continents


34
 Countries


136
 Sites



Integrated PET



Fibers



Integrated Oxides & Derivatives



1 in 5 PET bottle globally
 Made from our PET resin



1 in 2 premium baby diaper globally
 Made from our fibers



1 in 4 airbags globally
 made from our yarns



2nd Largest
 Ethylene Oxide producer in the US

Since 2011 until now,
 we recycled
66,000 billion
 PET bottles



IVL's Recycling Business

[Click](#)

20 Recycling facilities

11 Countries

Since 2011 until now, we recycled
85 billion PET bottles



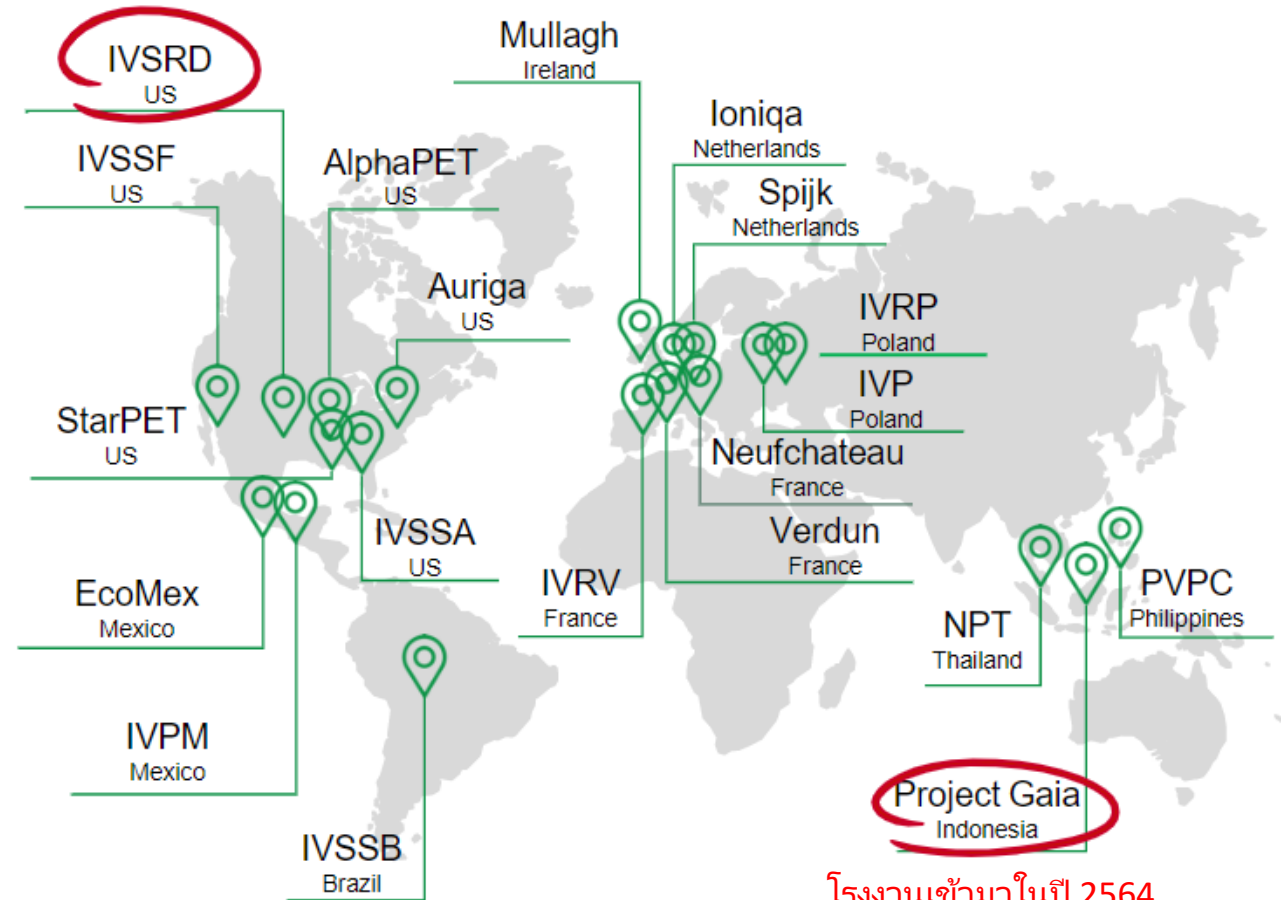
Reduced carbon footprint

>2,000,000 Tons

Avoided plastic waste for landfill

>1,300,000 Tons

โรงงานเข้ามาในปี 2564



โรงงานเข้ามาในปี 2564

Steps & Challenges

- ต้องเห็นความสำคัญของ SDGs ก่อนว่า
- Global Agenda
- Opportunities vs. Risks
- Good Corporate Citizenship
- Benefits to Organizations

- ควรเป็น SMART targets และให้ impact outcomes
- เป้าหมายที่เลือก/กำหนด ควรมีกรอบเวลาที่ชัดเจน เพื่อแสดงให้เห็นความมุ่งมั่น
- มีศักยภาพที่สามารถทำได้จริง ความพร้อมในปัจจุบัน (กำลังคน ระบบการจัดเก็บ ข้อมูล พันธมิตร เงินทุน ปัจจัยสนับสนุน)

- ตัวเลขที่รายงานต่อสาธารณะ ควรสามารถเปรียบเทียบผลสัมฤทธิ์ได้
- แสดงให้เห็นความก้าวหน้าเทียบกับเป้าหมาย และมีข้อมูลของตัวอย่างกิจกรรม และปัญหาที่เกิดขึ้น
- หากมีการสอบถามจาก Third parties จะเสริมความเชื่อมั่นมากขึ้น



- พิจารณาสอดคล้องกับวิสัยทัศน์และเป้าหมายขององค์กร และช่วยแก้ปัญหา Treats ของบริษัท
- พิจารณาความเชื่อมโยงและประเมินผลกระทบให้รอบด้าน ทั้งทางตรง ทางอ้อม
- ระยะเวลาหวังผล (Short term – Medium term – Long term)

- สื่อความให้ทั่วองค์กรและให้การมีส่วนร่วมของพนักงาน
- ถ้าจะเพิ่มโอกาสความสำเร็จ ควรกำหนดเป็น KPIs ที่สอดคล้องกับเนื้องานหลักที่รับผิดชอบ
- กิจกรรมที่ดำเนินการต้องออกแบบให้สอดคล้องตามเป้าหมายปรับเปลี่ยนให้เหมาะสมตามสถานการณ์ และกลุ่มเป้าหมาย
- มีแนวทางการวัดผลอย่างต่อเนื่องที่ชัดเจนเป็นระบบ

Useful Materials



An Analysis of the Goals and Targets

- List of established disclosures for reporting
- Illustrative list of possible actions per target
- List of possible gaps where disclosures are not yet established



Integrating the SDGs into Corporate Reporting: A Practical Guide

- Structured approach to reporting and action, based on the SDG Compass
- Step-by-step anchored in the GRI Standards and the UN Global Compact Ten Principles

<https://unstats.un.org/sdgs/files/meetings/sdg-inter-agency-meeting-2018/9b.E-Handbook%20on%20SDG%20Indicators.pdf>

https://www.globalreporting.org/media/v5milwee/gri_ungc_business-reporting-on-sdgs_analysis-of-goals-and-targets.pdf

https://d306pr3pise04h.cloudfront.net/docs/publications%2FPractical_Guide_SDG_Reporting.pdf

<https://youtu.be/ovZYYdndB5Q>



<https://sdgcompass.org/download-guide/>



E-HANDBOOK ON SDG INDICATORS

Inter-agency Meeting on Preparation for the 2018 SDG Reports

1 March 2018

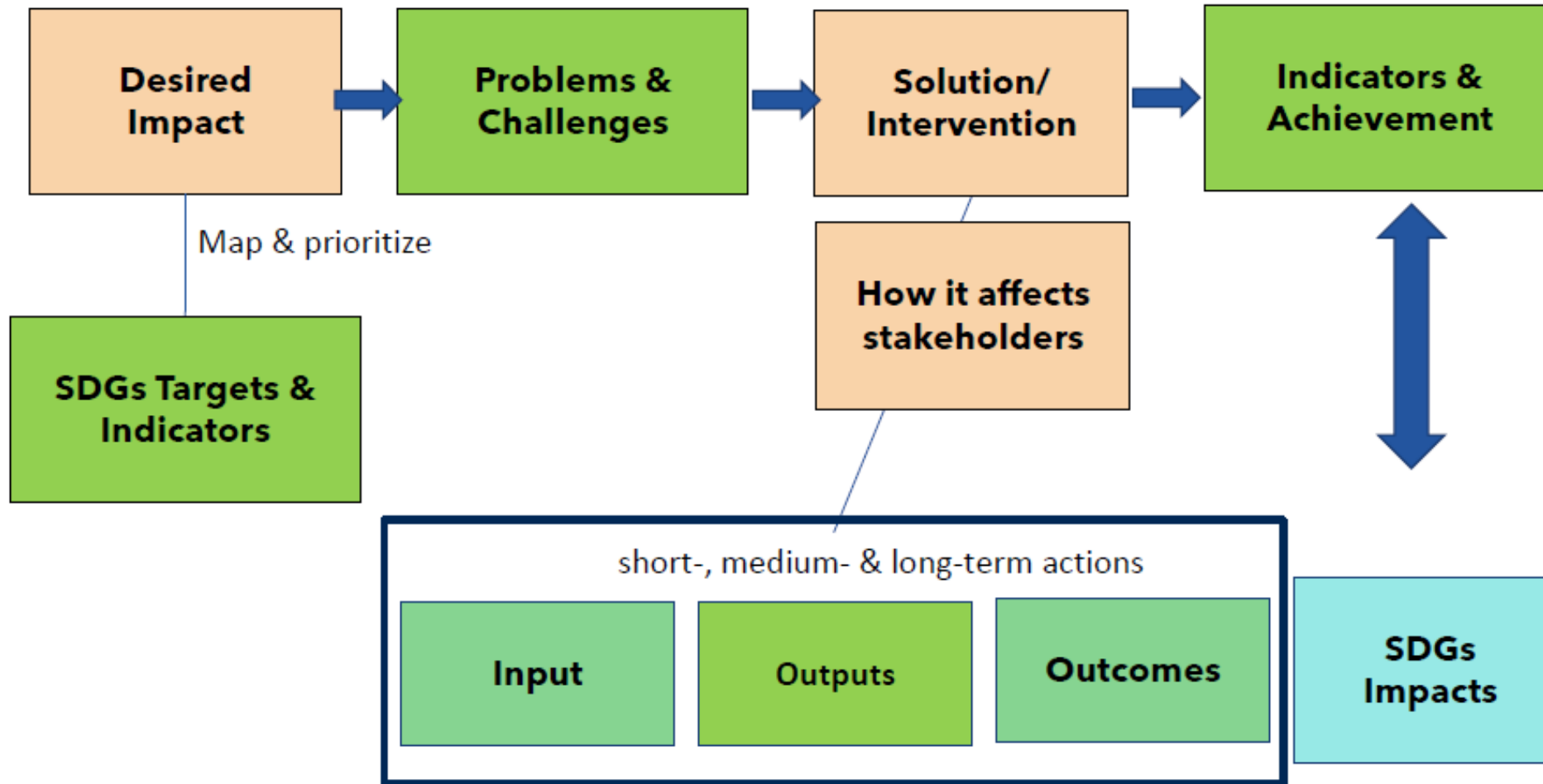


https://d306pr3pise04h.cloudfront.net/docs/issues_doc%2Fdevelopment%2FSDGCompass-Thai.pdf

<https://unstats.un.org/wiki/display/SDGeHandbook/Home>

Business and SDGs Mapping

Alignment of Sustainability, SDGs and Corporate KPIs and Impacts



Relevant Concepts

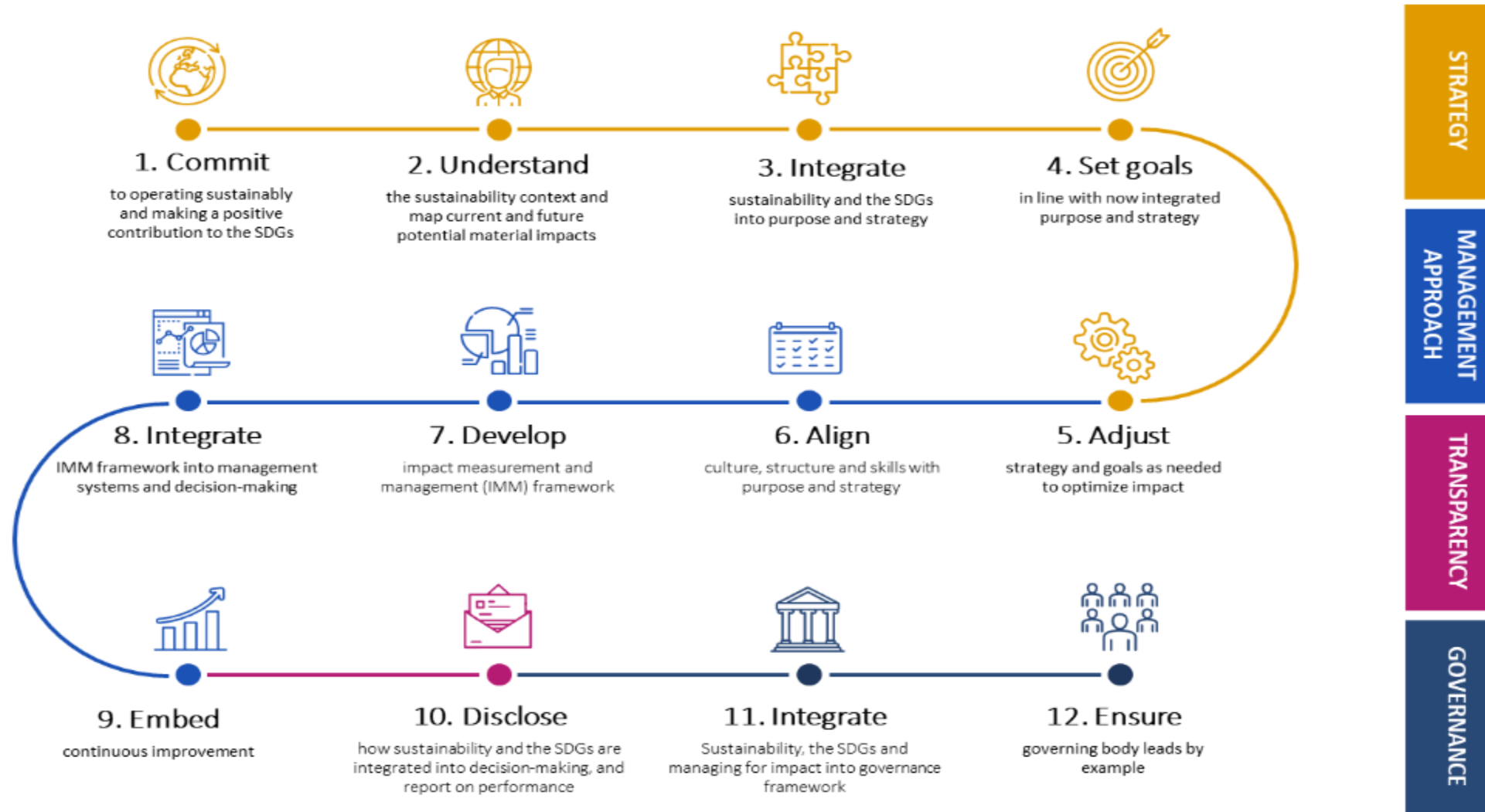
- + Basic Human Rights
- + Sustainable Development
- + Inclusive Development
- + Integrated Development
- + Transformative Development
- + Universal Development
- + Locally-focused Development
- + Technology-driven Development

Source: GRI, sdgmove

<https://www.globalreporting.org/search/?query=Linking+the+SDGs+and+the+GRI+Standards>

Impact Standards

The 12 SDG Impact Standards for Enterprises Actions



Source: <https://sdgimpact.undp.org/enterprise.html>

SDGs Impact Valuation

Enterprises' intentions relate to three impacts








Source: Impact Management Project

<https://impactmanagementproject.com/impact-management/how-enterprises-manage-impact/#anchor1>

IVL's Contribution to UN SDGs

KEY FOCUS AREAS

We continue to create value and contribute to the SDGs by focusing on the 3Ps – People, Planet and Prosperity.

 <p>RECYCLING AND CIRCULAR ECONOMY</p> <p>3 8 9 11 12 13 14 15 17</p> <p>Bringing customers into the product value chain cycle and developing ways to support the circular economy</p> <ul style="list-style-type: none"> Recycling Commitment Industry Partnerships Recycling Education 	 <p>CLIMATE CHANGE AND ENERGY</p> <p>7 9 11 12 13 14 17</p> <p>Being fully aligned with global initiatives that develop strong low-carbon strategies</p> <ul style="list-style-type: none"> Renewable Energy Science-Based Target (SBTs) GHG Reduction & Energy Efficiency 	 <p>ENVIRONMENTAL STEWARDSHIP</p> <p>3 6 7 9 12 13 14 15 17</p> <p>Improving resource efficiencies and ensuring that our production is environmentally-friendly</p> <ul style="list-style-type: none"> Water Stress Analysis Waste Diverted from Landfill Plastic Bottle Collection 	 <p>HEALTH, SAFETY AND WELL-BEING</p> <p>3 4 5 8 12 14 15</p> <p>Guaranteeing that health and safety are at the forefront of our activities</p> <ul style="list-style-type: none"> Safe Workplace Human Rights Protection Process Safety 	 <p>CSR AND COLLABORATIONS</p> <p>3 4 6 8 11 12 14 15 17</p> <p>Making Recycling Education a global program and collaborating to have further positive impacts on society</p> <ul style="list-style-type: none"> Knowledge Environment Well-being
---	---	---	---	--



Global
(Partnerships, Collaborations & Industry Associations)

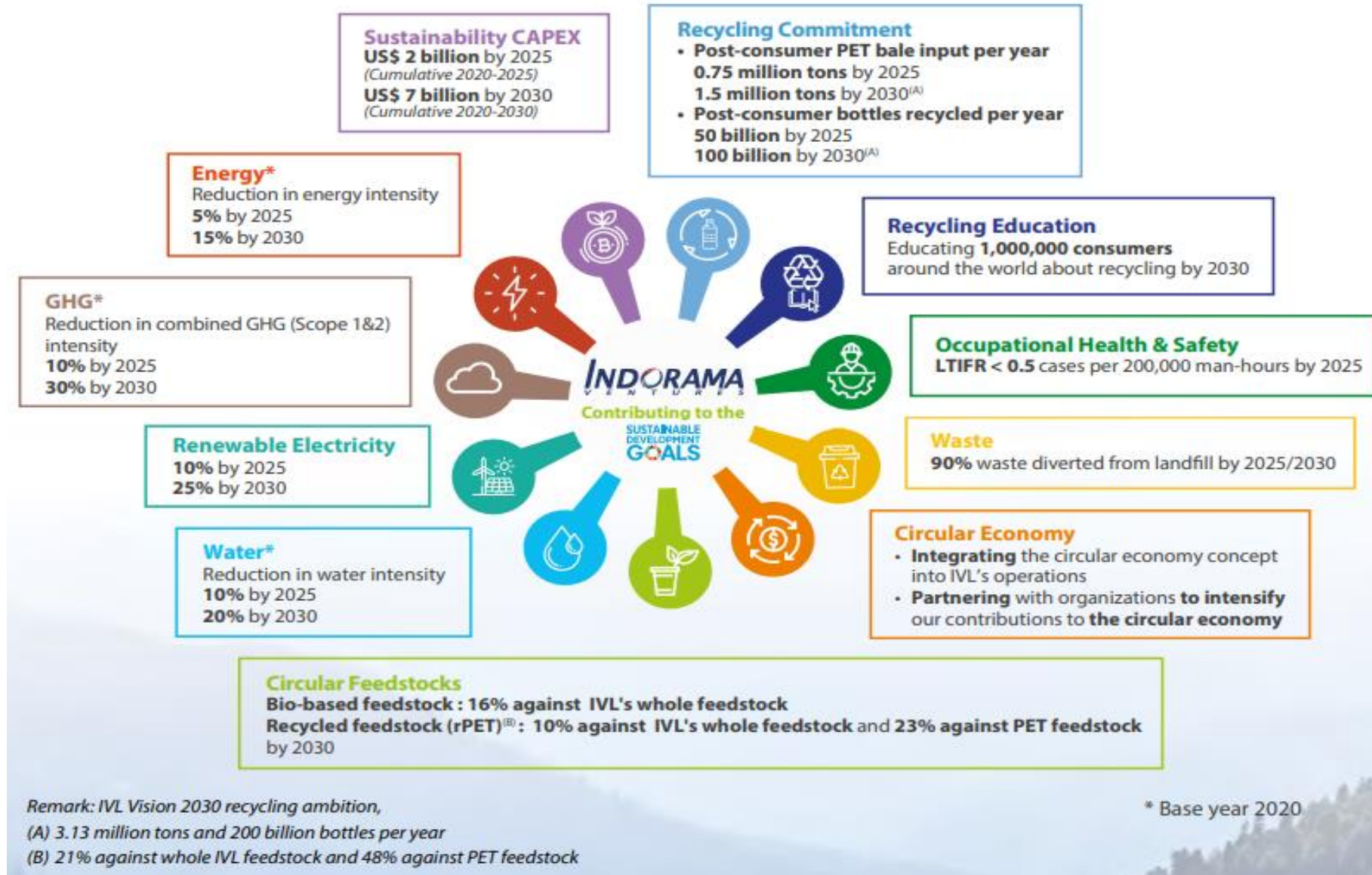



Business
(Players in Value Chain & Industry Associations)




Employee / Public
(Partnership, Collaborations & Industry Associations)

IVL's Sustainability Targets



SDGs 2030 Agenda – Halfway there

IVL'S ACHIEVEMENTS

RECYCLING AND CIRCULAR ECONOMY

3 8 9 11 12
13 14 15 17

CLIMATE CHANGE AND ENERGY

7 9 11 12
13 14 17

ENVIRONMENTAL STEWARDSHIP

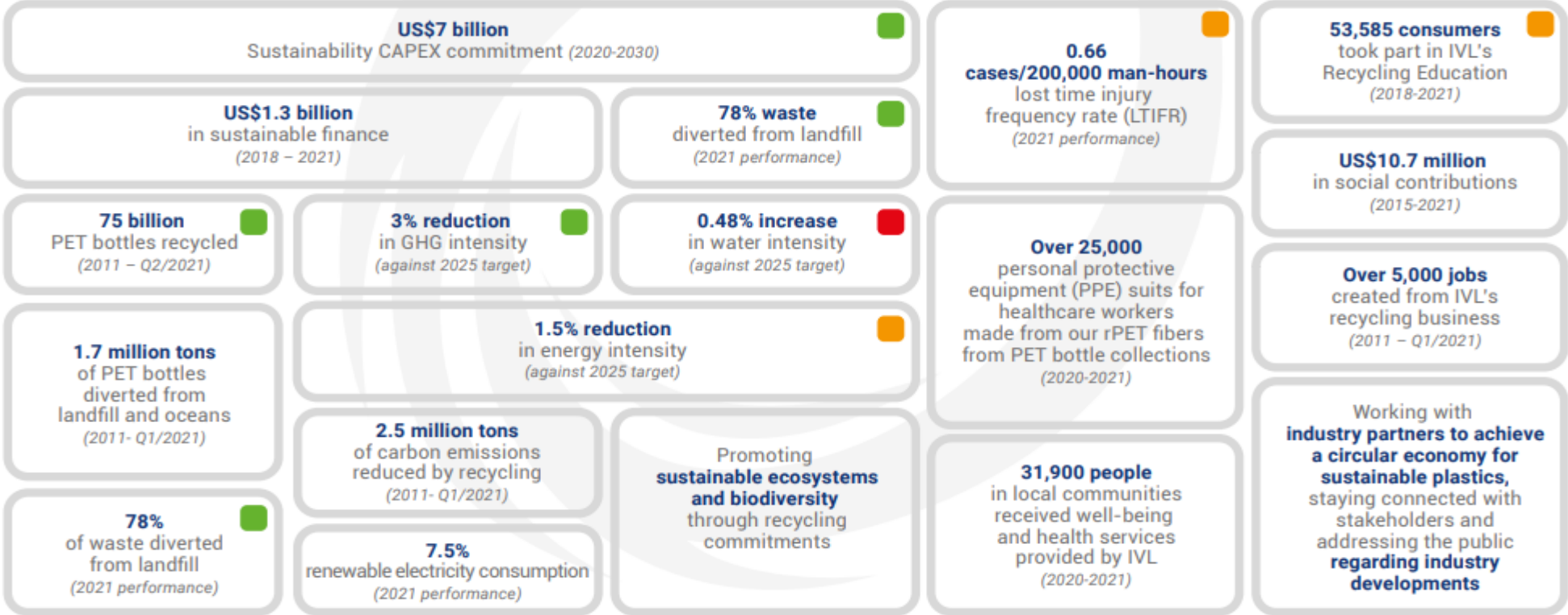
3 6 7 9 12
13 14 15 17

HEALTH, SAFETY AND WELL-BEING

3 4 5 8
12 14 15

CSR AND COLLABORATIONS

3 4 6 8 11
12 14 15 17



Which targets are on track for 2030?


■ Maintain progress to achieve target
 ■ Accelerate progress to achieve target
 ■ Reverse trend to achieve target



Reporting and Communications

OUR CONTRIBUTIONS TO THE UN SDGs

The United Nations Sustainable Development Goals (UN SDGs) call on corporations worldwide to advance sustainable development through the investments they



Sustainability Report

The progress we have made in our contributions to the UN SDGs has been monitored throughout the year and publicly reported in our Sustainability Report 2021, IVL SDGs Reports and in the SDGs section on our website.

TARGETS

3 Reduce greenhouse gas emissions LTFPR per 200,000 man-hours < 0.5 cases by 2025 < 0.1 cases by 2050 2021 result: 0.66 cases	4 Quality Education Educating 1 million consumers around the world about recycling education by 2030 2021 result: 53,285 consumers (cumulative 2018-2021)	5 Gender Equality No human rights violations 2021 result: No Human Rights Violations
6 Clean water and sanitation Reduction in water intensity 10% by 2025 30% by 2030 2021 result: +0.48%	7 Renewable energy Renewable electricity 10% by 2025 20% by 2030 2021 result: 7.5%	8 Decent work and economic growth LTFPR per 200,000 man-hours < 0.5 cases by 2025 < 0.1 cases by 2050 2021 result: 0.66 cases
9 Industry, innovation and infrastructure Sustainability CAPEX US\$ 3 billion by 2025 US\$ 7 billion by 2030 Vitality Index in 2022 Fibers Business = 23% Combined PET = 31% CO2 = 22%	11 Sustainable cities and communities 90% waste diverted from landfill by 2025/2030 2021 result: 78% waste diverted from landfill	12 Responsible consumption and production Bottles recycled per year 50 billion by 2025 100 billion by 2030 PET bottle input per year 0.75 million tons by 2025 1.5 million tons by 2030 2021 results: 14.3 billion bottles 0.317 million tons
13 Climate action Reduction in combined GHG (Scope 1&2) intensity 10% by 2025 30% by 2030 2021 result: 3%	14 Life below water PET bottle input per year 0.75 million tons by 2025 1.5 million tons by 2030 diverted from ocean 2021 result: 0.317 million tons	15 Life on land PET bottle input per year 0.75 million tons by 2025 1.5 million tons by 2030 diverted from landfill 2021 result: 0.317 million tons
17 Partnerships for the Goals Following and contributing to industry partnerships and commitments	SDGs Report 2021	



KEY FOCUS AREAS

We continue to create value and contribute to the SDGs by focusing on the 5Ps - People, Planet and Prosperity.

RECYCLING AND CIRCULAR ECONOMY 3 11 12 13 14 15 17 Bringing outcomes into the product value chain cycle and developing ways to support the circular economy Recycling Commitment Industry Partnerships Recycling Education	CLIMATE CHANGE AND ENERGY 7 13 14 15 17 Being fully aligned with global initiatives that develop among innovation strategies Renewable Energy Science-Based Target (SBTi) GHG Reduction & Energy Efficiency	ENVIRONMENTAL STEWARDSHIP 3 6 14 15 17 Improving resource efficiency and ensuring that our production is environmentally-friendly Water Stress Analysis Waste Diverted from Landfill Plastic Bottle Collection	HEALTH, SAFETY AND WELL-BEING 3 8 10 11 12 13 14 15 Guaranteeing that health and safety are at the forefront of our activities Safe Workplaces Human Rights Protection Process Safety	CSR AND COLLABORATIONS 3 8 10 11 12 13 14 15 Leading Recycling Education a global program and collaborating to have further positive impacts on society Recycling Education Environment Well-being
--	---	--	---	--

Annual Report (One Report)



SDGs Report



Welcome to the Indorama Ventures ESG Profile



ESG Profile Summary: 415 ESG Subfactors, 586 DocuLinks and 102 Factsheet Data Points

Website ESG Profile

We are committed to playing a constructive role by contributing to the achievement of the following Sustainable Development Goals.

Website page



Key Take Away

❑ **SDGs alignment = Benefits**

Blend purpose with profit by responding to global challenges and ever-present pressure coming from stakeholders

Companies that already align with the SDGs are more **likely to have business plans that fit with new government regulations and requirements**, will be **better positioned for this change**, are more **likely to receive license to operate**.

- ✓ **Gain opportunity for new markets, investment and partnerships**
- ✓ **Improve operational eco-efficiency and environmental performance**
- ✓ **Reduce risks for business**

❑ **Alignment of Sustainability, SDGs and Corporate KPIs and Impacts, together with relevant concepts**

❑ **Project Prioritization is a critical step to accomplishment**

❑ **Collaborations and partnerships create more bigger positive impacts**

❑ **Greater transparency and accountability through reporting and communications**